

Part Number	Ampere Rating	Total I ² t at 250V
FWX-1A14F	1A	0.4
FWX-2A14F	2A	0.1
FWX-3A14F	3A	0.26
FWX-4A14F	4A	0.23
FWX-5A14F	5A	13
FWX-10A14F	10A	24
FWX-15A14F	15A	83
FWX-20A14F	20A	200
FWX-25A14F	25A	300
FWX-30A14F	30A	500
FWX-35A	35A	230
FWX-40A	40A	310
FWX-45A	45A	390
FWX-50A	50A	520
FWX-60A	60A	740
FWX-70A	70A	1 400
FWX-80A	80A	1 850
FWX-90A	90A	2 450
FWX-100A	100A	3 150
FWX-125A	125A	4 850
FWX-150A	150A	6 950
FWX-175A	175A	9 300
FWX-200A	200A	12 000
FWX-225A	225A	14 700
FWX-250A	250A	18 100
FWX-275A	275A	21 600
FWX-300A	300A	27 300
FWX-350A	350A	48 600
FWX-400A	400A	66 100
FWX-450A	450A	101 000
FWX-500A	500A	128 000
FWX-600A	600A	188 000
FWX-700A	700A	190 000
FWX-800A	800A	230 000
FWX-1000AH	1000A	360 000
FWX-1200AH	1200A	750 000



Diagram 1
(1A - 30A)

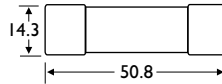


Diagram 2
(35A - 800A)

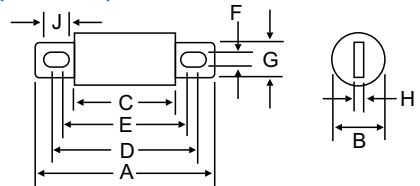
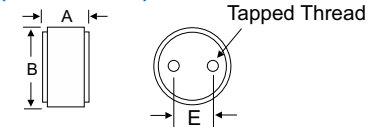


Diagram 3
(1000A - 1200A)



Dimensions in MM

Ampere Rating	Diagram	A	B	C	D	E	F	G	H	J	Tapped Thread Depth
1 to 30A	1	50.8	14.3	-	-	-	-	-	-	-	-
35A to 60A	1	81.0	20.6	40.4	65.8	57.2	8.6	16.0	3.2	13.2	-
70A to 200A	2	79.5	31.0	40.4	61.9	55.6	8.6	25.4	4.8	11.9	-
225A to 600A	2	97.5	38.1	40.4	74.7	57.2	10.4	25.4	6.4	19.1	-
700A to 800A	2	97.5	50.8	40.4	77.0	58.0	10.4	38.1	6.4	19.8	-
1000A to 1200A	3	65.8	76.2	-	-	38.1	-	-	-	-	3/8"-24 x 1/2"

I.R.: 200kA at 250VAC (All ratings)
50kA at 250VDC (1A to 800A)
Voltage: 250VAC / 250VDC
Characteristic: Type aR, Very Fast Acting
Pack Size: Varies
Holders: As below
Approvals (35A to 800A):

RELATED PRODUCTS:



Cartridge Fuse Carrier & Block
(see p.127 & 133)



Bolt Down Tag Fuse Blocks
(see p.135-136)