




CIRCUIT BREAKERS - SHORTSTOP

Bussmann
Thermal Type I, II & III

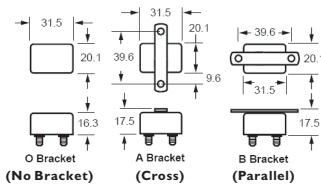
CIRCUIT BREAKERS

| Ampere Rating | 14VDC Automatic TI Metal Cover Cross Bracket | 14VDC Automatic TI Metal Cover Parallel Bracket | 14VDC Automatic TI Plastic Cover Parallel Bracket | 12V - 28VDC Manual TIII Plastic Cover Parallel Bracket |  Optional |
|---------------|--|---|---|--|---|
| | Part Number | Part Number | Part Number | Part Number | |
| 5A | SWE-121A05-A2M | SWE-121A05-B2M | SWE-121A05-B2P | SWE-123A05-B2P |  |
| 8A | SWE-121A08-A2M | SWE-121A08-B2M | SWE-121A08-B2P | SWE-123A08-B2P | |
| 10A | SWE-121A10-A2M | SWE-121A10-B2M | SWE-121A10-B2P | SWE-123A10-B2P | |
| 15A | SWE-121A15-A2M | SWE-121A15-B2M | SWE-121A15-B2P | SWE-123A15-B2P | |
| 20A | SWE-121A20-A2M | SWE-121A20-B2M | SWE-121A20-B2P | SWE-123A20-B2P | |
| 25A | SWE-121A25-A2M | SWE-121A25-B2M | SWE-121A25-B2P | SWE-123A25-B2P | |
| 30A | SWE-121A30-A2M | SWE-121A30-B2M | SWE-121A30-B2P | SWE-123A30-B2P | |
| 35A | SWE-121A35-A2M | SWE-121A35-B2M | SWE-121A35-B2P | SWE-123A35-B2P | |
| 40A | SWE-121A40-A2M | SWE-121A40-B2M | SWE-121A40-B2P | SWE-123A40-B2P | |
| 50A | SWE-121A50-A2M | SWE-121A50-B2M | SWE-121A50-B2P | SWE-123A50-B2P | |

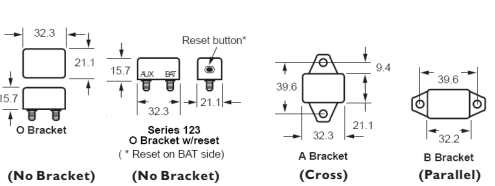
Pack Size: Stock lines 1pc, indent items 250pcs
Notes: Single pole circuit breakers suit battery chargers, trucks, buses, RV's etc.
Approvals: SAE J553

 **Spare Pack (SP):**
contains 1pc of one rating.

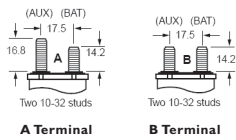
Metal Cover Bracket Type



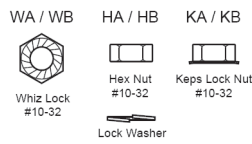
Plastic Cover Bracket Type



Terminal Options



Hardware Options



Bus Bar Available in 2, 3, 4, 6 & 8 Pole

Terminal Boot Accessories



SWE-121 A 10-B 2 M-02-WA

Further Factory Options
Part Number Construction

| Series & VDC | Terminal | Amps | Bracket | Mounting Holes | Cover | Options | Hardware |
|---|----------------|------|--------------------|-------------------------|--------------------------|-------------------------------|--------------------------------|
| 121 - Type I 14V 122 - Type II 14V (Metal only) | A | 05 | O - No | 0 - None | M - Metal ¹ | 01 - Waterproof ¹ | WA - Whiz locknut ¹ |
| 123 - Type III 28V (Plastic only) | B | 08 | A - Cross | 1 - 3.56mm | P - Plastic ² | 02 - Splashproof ² | WB - Whiz locknut ² |
| 124 - Type I 28V 125 - Type II 28V (Metal only) | C | 10 | B - Parallel | 2 - 4.98mm | | | HA - Nut & washer ¹ |
| | D ² | 12 | C - Single | 3 - 6.02mm ² | | | HB - Nut & washer ² |
| | H ¹ | 15 | E - (Plastic only) | 4 - 6.73mm ² | | | KA - Keps locknut ¹ |
| | L | 20 | | 5 - 5.80mm ² | | | KB - Keps locknut ² |
| | | 25 | | 6 - 5.62mm ¹ | | | |
| | | 30 | | | | | |
| | | 35 | | | | | |
| | | 40 | | | | | |
| | | 50 | | | | | |